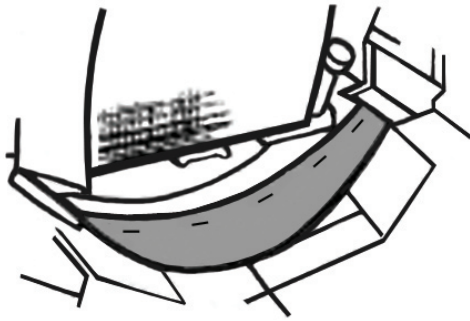


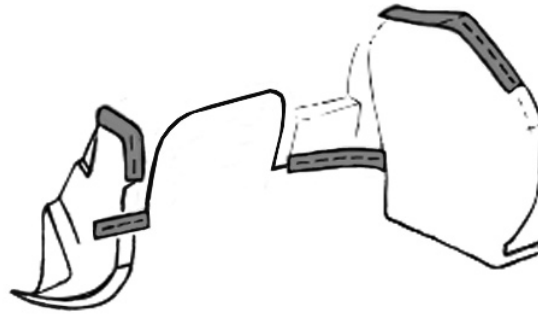


1. Remove old seals and staples.
2. Place new seal in same position as old seal.
3. Drill through old holes with a 1/16" drill.
4. Push staples through and bend over ends.

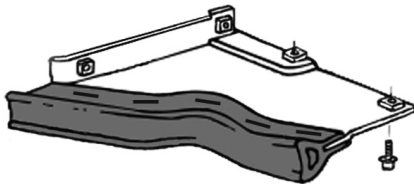
Approximate Location of Staples



Lower fan shroud seal




Upper and lower fender seals



Splash shield seal



Inner window fuzzy



A-arm dust shield

PART NO. 312002

SHEET 1 OF 1



DATE	REVISION	AUTH	DR
3/12/2009			

INSTALLATION INSTRUCTIONS

PART NO. 312002

SHEET 1 OF 1